



Q1 FY '19 Earnings

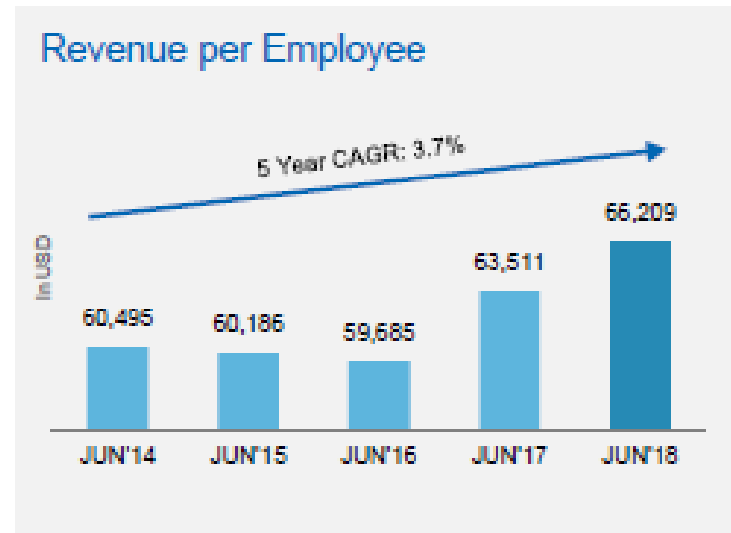
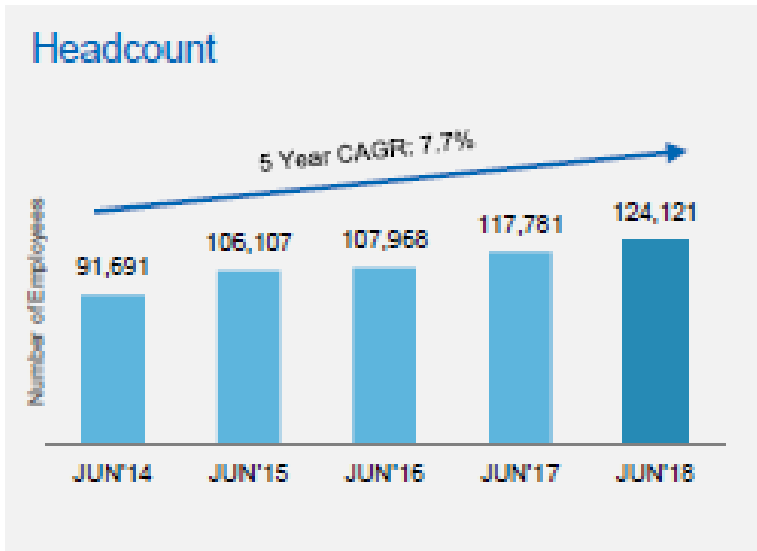
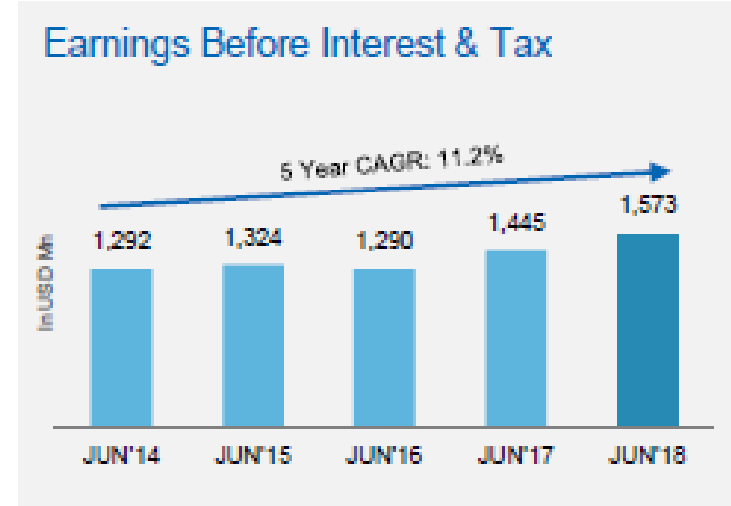
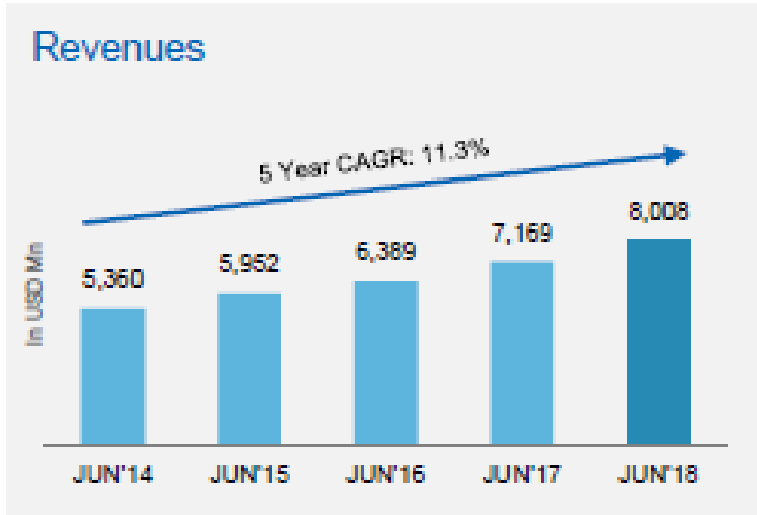
C Vijayakumar,
President & CEO

Friday, July 27, 2018

HCL

Copyright © 2016 HCL Technologies | www.hcltech.com

PERFORMANCE HIGHLIGHTS



BUSINESS SUMMARY Q1 '19

- Financial performance in line with our plan
- Highest ever booking this quarter led by next gen Infrastructure services & Mode 2 offerings
- 27 transformational deals including large strategic programs like Nokia
- Booking & number of deals excludes renewal
- Strong momentum across Financial Services, Telecom, Retail, CPG and Utilities
- \$100+ M clients up by 1 & \$50+ M clients up by 4 this quarter
- India SI business reduction as per plan
- Successful integration of C3i acquisition; quarter's performance in line with the plan
- New acquisition – H&D in Germany for in country front-office & delivery capabilities and domain expertise in the automotive sector

MODE 1-2-3 – PERFORMANCE METRICS

	% of Revenues	EBIT %	QoQ Revenue Growth
Mode 1	73.3%	19.9%	0.5%
Mode 2	15.6%	14.8%	8.2%
Mode 3	11.0%	25.2%	11.7%
Total	100.0%	19.7%	2.7%
Mode 2 & 3	26.6%	19.1%	9.6%



Financial Summary

Anil Chanana
CFO

HCL

Copyright © 2016 HCL Technologies | www.hcltech.com

FINANCIAL SUMMARY

	Q1 '19	Q4 '18	QoQ	Q1 '18	YoY
Revenues (US \$ M)	2,055	2,039	0.8%	1,884	9.0%
Revenues (in ₹ crores)	13,878	13,179	5.3%	12,149	14.2%
Revenue Growth – CC	-	-	2.7%	-	8.5%
EBIT (US \$ M)	404	399	1.2%	379	6.6%
EBIT %	19.7%	19.6%	10 bps	20.1%	(40 bps)
Net Income (US \$ M)	356	344	3.4%	337	5.7%
Net Income %	17.3%	16.9%	40 bps	17.9%	(60 bps)
Annualized EPS (in ₹)	69.0	63.9	7.9%	60.6	13.9%



Next Gen Infrastructure

Kalyan Kumar
CVP & CTO – IT Services

HCL

Copyright © 2016 HCL Technologies | www.hcltech.com

NEXT GEN INFRASTRUCTURE TRENDS

▶ What is changing in Next Gen Infrastructure

- Customer Spend is shifting towards building Foundation capability for their Digital Enterprise and modernization of the Infrastructure
- Reality Sinking that Cloud is a means to Innovate and not a cost out play
- Software Defined is the New Normal across Data Centers, Workplace and Networks
- Platform Definitions shifting to Application and data Infrastructure & Hybrid Cloud is the new Normal
- Employee Experience and Engagement using AI/Cognitive/CloudNative & SaaS is driving the Digital Workplace

▶ What are we doing to capture this shift

- NGIT Blueprint for Digital Transformation led offerings and solutions
- New Partnerships and Ecosystems
- Alternate Commercial and Consumption Models
- Modernization of People Skills & Culture (SRE/IaC/DevOps)
- Operations Model using DRYiCE Products at the core



Digital & Analytics

Anand Birje

Corporate Vice President

HCL

Copyright © 2016 HCL Technologies | www.hcltech.com

DIGITAL & ANALYTICS – UPDATES

- Fortune 100 customers rationalizing their service providers to those with strong digital capabilities
- Our “Scale Digital” capabilities and Experiences / Transition approaches are well received by clients
- Continued win momentum in “Scale Digital” deals leading to ongoing digital execution partner status in clients for multi year engagements
- Established a dedicated “Scale Digital Delivery Center” in Noida; key hub for delivering large digital transformation programs



Products & Platforms

Darren Oberst
Corporate Vice President

HCL

Copyright © 2016 HCL Technologies | www.hcltech.com

PRODUCTS & PLATFORMS – KEY UPDATES

- IP Partnership with a leading technology major in the area of Digital Experience Platforms
 - Helps large enterprises deliver a personalised and adaptive digital experience for their customers, with a single point of access to relevant applications, services, information and social connections
- Launched a Humanoid version of DRYiCE iEngage with Pepper robot
- 21 patents in various next gen technologies including AI / ML, data analytics & simulation and automation
- IP Partnerships continue to deliver better performance than the investment business cases
- Few products starting to show growth in line with broad market growth, while others stabilizing and on the way to growth
 - HCL branded versions for most IPP Products now available
- Significant product improvements addressing customer feature fixes and enhancements, UI / UX (incl. Mobile), cloud versions etc. – Key factor leading to improvement in renewal rates and new license sales

PRODUCT 1 – PERFORMANCE TRENDS

Background

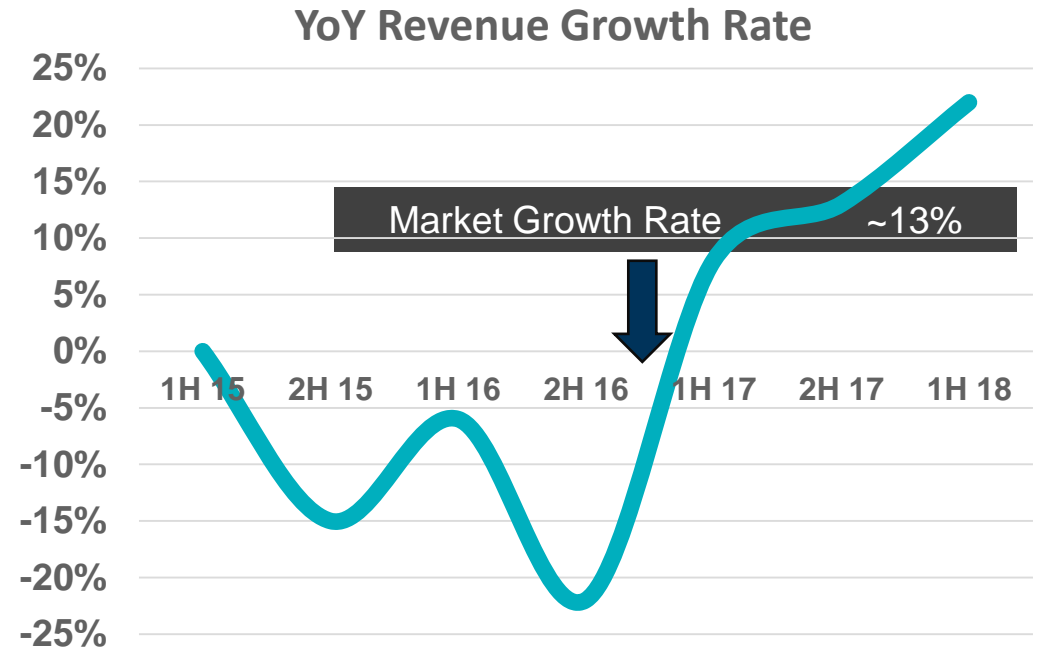
- Underperforming product, declining nearly double-digits in the two years before the IPP
- Rated as leading products by several analysts & well trusted by customer base

HCL Approach

- Expansion of the engineering team
- Innovated a first-of-a-kind machine learning capability
- HCL invested in new product management, lab-related services, and client advocacy
- This quarter, launched HCL-branded managed service version to be bundled in outsourcing deals

Key Outcomes

- Stabilized SaaS product version – High growth rates
- Acceleration in two mature on-prem offerings
- Consistent double-digit growth over the last 18 months, beginning to outpace the market growth



Competing in a fast-moving, innovation-oriented market

High expectations for continued and even accelerated growth into CY19 with expansion of the SaaS offering and major functional enhancements

PRODUCT 2 – PERFORMANCE TRENDS

Background

- Former market leading on-prem product in a market growing at 10% CAGR
- Backlog of customer feature and fix requests, falling behind the market leaders

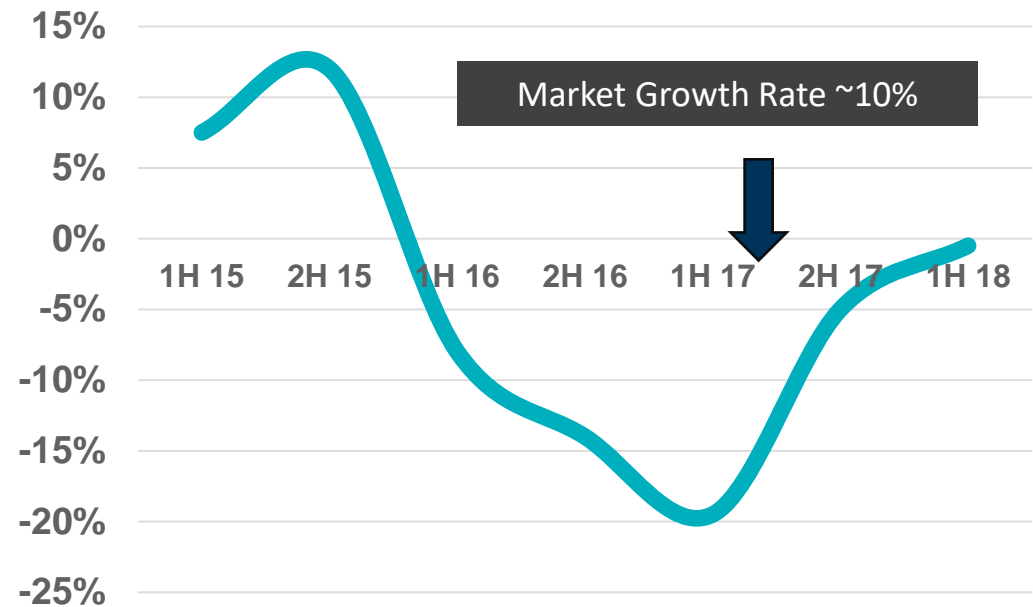
HCL Approach

- Expanded engineering team by 50% capacity in six months
- Cleared over 25% of the total backlog of customer requests
- Recent launch of a major new release – the first in many years, and restoring customer confidence in the future of the product

Key Outcome

- Revenue curve stabilizing with chances of matching market growth over the next 24 months on the back of major release & innovation roadmap

YoY Revenue Growth Rate



QUICK STABILIZATION ALREADY

Launching next quarter an HCL-branded version to be sold as part of managed services offerings

- Key Success factor

PRODUCT 3 – PERFORMANCE TRENDS

Background

- Mature, declining products with total of 5,000+ customer installed base
- Migration towards lightweight products integrated into open source DevOps tool chains

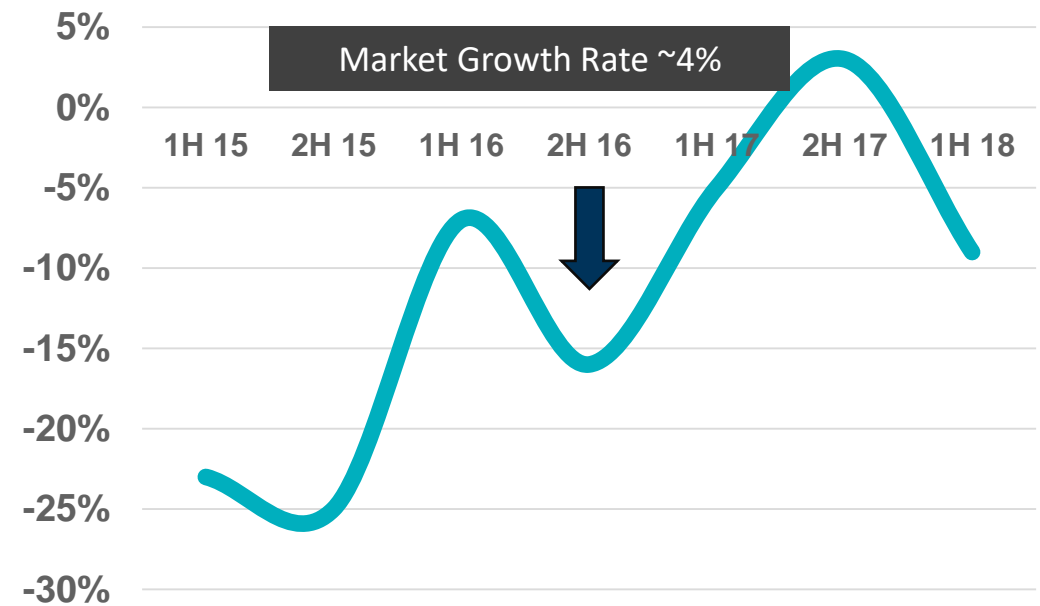
HCL Approach

- Expanded the velocity of releases and customer backlog requests to 50+ over the last 18 months
- Released HCL versions of several of these products, with wins integrated in managed services deals
- Focus on re-energizing the customer base with lab advocates assigned to 150+ top customers, with focus on improving renewal rates
- New vision with focus on simplification, while building on enterprise-grade strengths

Key Outcome

- Pockets of strength and growth – and improvements in renewal rates with growth in new license sales

YoY Revenue Growth Rate



Large product family competing in multiple market segments

Significant modernization and innovation in the works to be delivered in early 2019 – Key to success

HCL

*Relationship*TM
BEYOND THE CONTRACT

\$8.0 BILLION ENTERPRISE | 124,000 IDEAPRENEURS | 41 COUNTRIES



WATCH THE FILM